


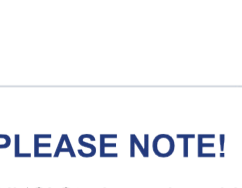
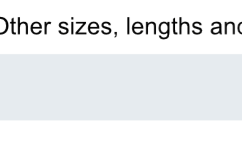
# STUD & TRACK

## Drywall Partitioning

A range of vertical metal studs combined with ceiling and floor tracks; together they form a framework which is designed to accept gypsum wallboards in single or double thickness. Libra stud and track is available in several widths, each of which has been tested to a variety of fire, acoustic and structural standards. Studs have a knurled face to assist straight screw penetration when fixing wallboards with drywall screws; this allows the contractor to complete drywalls with the minimum amount of effort.

### ► C STUD Drywall Metal 'C' Stud Partitioning

#### C STUD

Detail	Ref	Description	Average Pack/Carton Details			Pallet Details H x W x L (mm)
			Pcs	Standard Length mm	Kg	
	FS48	C Stud 34 x 48 x 32	100	2400	133	275 x 350 x 2400
				2700	150	275 x 350 x 2700
				3000	166	275 x 350 x 3000
				3600	200	275 x 350 x 3600
	FS50	C Stud 34 x 50 x 32	100	2400	135	285 x 350 x 2400
				2700	152	285 x 350 x 2700
				3000	168	285 x 350 x 3000
				3600	202	285 x 350 x 3600
	FS60	C Stud 34 x 60 x 32	100	2400	152	340 x 360 x 2400
				2700	171	340 x 360 x 2700
				3000	190	340 x 360 x 3000
				3600	227	340 x 360 x 3600
	FS70	C Stud 34 x 70 x 32	100	2400	156	385 x 350 x 2400
				2700	175	385 x 350 x 2700
				3000	195	385 x 350 x 3000
				3600	233	385 x 350 x 3600
	FS92	C Stud 34 x 92 x 32	100	4200	272	385 x 350 x 4200
				3000	211	495 x 350 x 3000
				3600	253	495 x 350 x 3600
				4200	295	495 x 350 x 4200
	FS146	C Stud 34 x 146 x 32	100	5000		
				3000	294	306 x 875 x 3000
				3600	353	306 x 875 x 3600
				4200	412	306 x 875 x 4200
				5000	450	306 x 875 x 5000
				6000	539	306 x 875 x 6000

#### PLEASE NOTE!

All 'C' Studs are boxable and both legs are 'knurled' for ease of drywall screw penetration.

Components are manufactured from Hot Dip Galv. to EN10142.


A range of fire, acoustic and structural certificates are available on request.

Other sizes, lengths and thickness's are available on request.


# ▶ TRACK

## Drywall Metal Head & Floor Track


### STANDARD TRACK

Detail	Ref	Description	Average Pack/Carton Details			Pallet Details H x W x L (mm)
			Pcs	Standard Length mm	Kg	
	FT50	25 x 50 x 25	100	3000	122	300 x 260 x 3000
	FT52	25 x 52 x 25	100	3000	125	300 x 270 x 3000
	FT62	25 x 62 x 25	100	3000	140	300 x 320 x 3000
	FT72	25 x 72 x 25	100	3000	151	300 x 370 x 3000
	FT75	25 x 75 x 25	100	3000	153	300 x 385 x 3000
	FT94	25 x 94 x 25	100	3000	179	300 x 480 x 3000
	FT148	25 x 148 x 25	100	3000	242	300 x 750 x 3000

## DEEP TRACK

Detail	Ref	Description	Average Pack/Carton Details			Pallet Details H x W x L (mm)
			Pcs	Standard Length mm	Kg	
	FTD50	50 x 50 x 50	50	3000	173	300 x 260 x 3000
	FTD52	50 x 52 x 50	50	3000	175	300 x 270 x 3000
	FTD62	50 x 62 x 50	50	3000	187	300 x 320 x 3000
	FTD72	50 x 72 x 50	50	3000	199	300 x 370 x 3000
	FTD94	50 x 94 x 50	50	3000	225	300 x 480 x 3000
	FTD148	50 x 148 x 50	50	3000	317	300 x 750 x 3000

## EXTRA DEEP TRACK

Detail	Ref	Description	Average Pack/Carton Details			Pallet Details H x W x L (mm)
			Pcs	Standard Length mm	Kg	
	FTED52	70 x 52 x 70	50	3000	164	350 x 275 x 3000
	FTED72	70 x 72 x 70	50	3000	342	350 x 375 x 3000
	FTED94	70 x 94 x 70	50	3000	399	350 x 485 x 3000
	FTED148	70 x 148 x 70	50	3000	468	350 x 755 x 3000